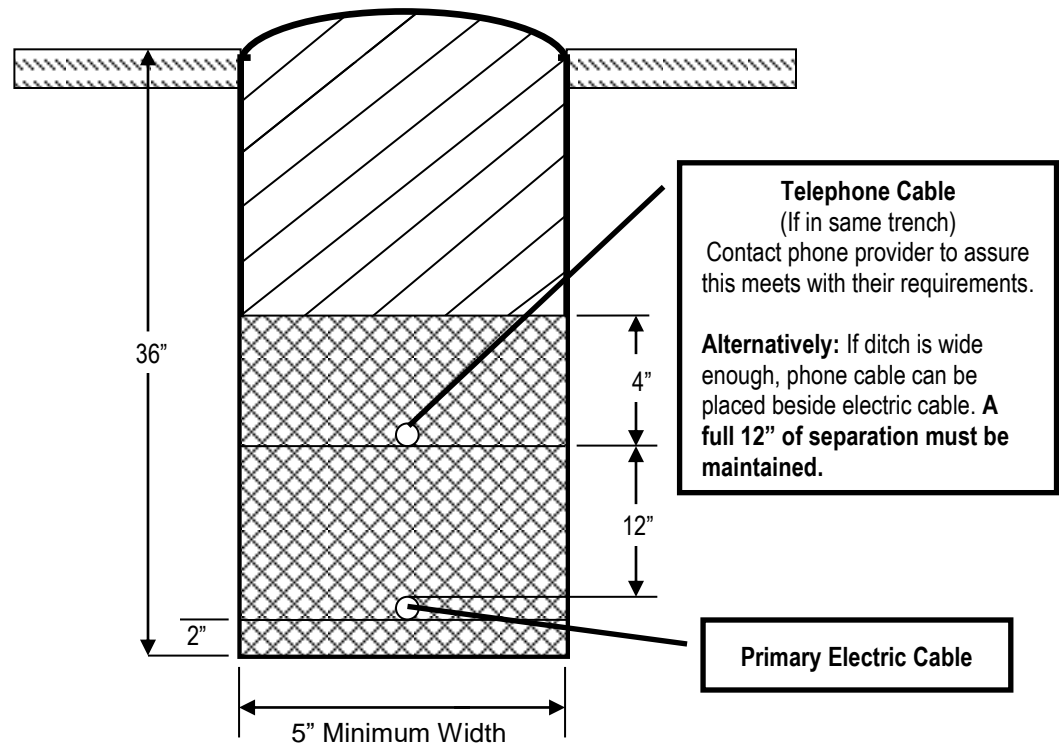





Primary-Single Phase Trenching Specifications

United Electric Cooperative, Inc.

Phone: 1-888-581-8969



-  Undisturbed Ground
-  Compacted Backfill
-  Bedding Sand

Pad Mount Transformer Excavation
6 Feet Square
34 inches deep
Bottom must be level with 6 Inches of Gravel placed and leveled.

NOTES:

1. It is the contractor's responsibility to **notify PA-1-Call** prior to any trenching or excavation.
2. Sand bedding of cable in the trench is required.
3. Contractor must supply and install 3" Schedule -40 conduit with a pull rope under any roadway, driveway, sidewalk, patio, porch or anticipated future driveway.
4. Backfilling according to the specification is required prior to energizing the line.
5. Contractor is responsible for properly backfilling the trench to prevent settling below original land contour or will be responsible to return to backfill the trench after ditch settles.

